

**ANNUAL TREASURER'S REPORT
DIXON PARK DISTRICT
FISCAL YEAR ENDING MARCH 31, 2024**

REVENUE SUMMARY

Property Tax Income	\$1,102,449.35
State Replacement Tax Income	\$295,947.41
Charges for Services	\$203,403.08
Grants/Donations/Sponsorships	\$206,244.92
Bond Income	\$195,620.00
Interest Income	\$14,015.06
Property Lease Income	\$70,868.95
Promissory Note Income	\$400,000.00
Miscellaneous Income	\$64,975.62
TOTAL REVENUES	\$2,553,524.39

COMPENSATION SUMMARY

LESS THAN \$1,000.00	
Michael Abell, Cody Bitner, Jarame Bray, William Bulthaus, Sky Goral, Ryan Harrington, Austin Hicks, Brian Kuster, Layni Lappin, Jessa Long, Laura Mangrum, James McFadden, Vince Melendrez, Brody Nicklaus, Emma Nicklaus, Lexton Nordan, Michelle Pauley, Jazzie Pinzon, Dawn Schwarz, Rick Shroyer, Lillian Sitter, Isaiah Williams, Travis Williams, Tyson Williams	
\$1,000.00 to \$4,999.99	
Emily Beattie, Eli Davidson, Jacob Gaither, Jeff Gaither, Jenny Glenn, Kyle Gridley, Madisyn Halfacre, Dreanthonny Jackson, Amanda Kemmerer, Travis Kemmerer, Nate Long, Preston Lumzy, Kaden Mulligan, Ty Niehaus, Luke Ravlin, Bobbie Ramos, Ramona Reyes, Benjamin Rhodes, Marisel Schalck, Collin Scott, David Smiley, Teresa Smith, Stevi Sturms, Ava Valk, Sarina Venier, Ed Williams	
\$5,000.00 to \$24,999.99	
Riley Abell, Colin Bond, Jim Duis, William Hansen, Ethan Hays, Cynthia Jankiewicz, Lucas Pauley, Laurence Schauff, David Shank, Vernon Shetler, Rick Werner	
\$25,000.00 to \$49,999.99	
Timothy Grobe, Jana Halfacre, Tyler Hodapp, Derek Hubbell, Michele Kreczmer, Michelle Lawson, Seth Nicklaus	
Over \$50,000.00	
Duane Long	

VENDORS PAID IN EXCESS OF \$2,500.00	
3RD STREET CITGO	\$29,316.85
815-PORTA POTTY	\$8280.00
ACE HARDWARE	\$16,555.80
ANNE'S LANDSCAPE SUPPLY	\$3,603.80
ASSURED PARTNERS	\$15,663.50
ASTRO VEN DISTRIBUTORS, INC	\$8,697.50
AUDIO VIDEO	\$2,586.97
BASE	\$38,903.39
BELL BANK EQUIPMENT FINANCE	\$5,909.65
BOBCAT OF DIXON	\$20,186.20
CARBON SOLUTIONS	\$6,440.93
CARD SERVICE CENTER	\$108,048.76
CHAPMAN AND CUTLER, LLP	\$6,500.00
CITY OF DIXON	\$6,761.90
CMS-LGHP	\$80,361.00
COMCAST	\$9,965.73
COMED	\$7,906.24
COMMERCIAL SPECIALTIES	\$15,062.00
DC COMPUTERS	\$3,703.66
DE LAGE LANDEN PUBLIC FINANCE, LLC	\$9,225.60
DIXON HIGH SCHOOL	\$3,350.00
DRAVIS LANDSCAPING INC	\$91,053.44
DYNEGY ENERGY SERVICES	\$10,370.55
GAME TIME	\$219,035.15


HARRISON INSURANCE	\$18,410.00
HELM	\$8,135.22
HELLER TREE	\$7,350.00
IL DEPARTMENT OF EMPLOYMENT SECURITY	\$25,695.29
ILLINOIS ASSOCIATION OF PARKS	\$2,928.94
ILLINOIS PUBLIC RISK FUND	\$13,372.00
IMRF	\$33,991.99
JB CUSTON STEEL	\$2,912.50
JOLENE RODRIQUEZ	\$6,915.00
KALEEL'S CLOTHING & PRINTING	\$4,738.00
KITZMAN'S LUMBER	\$2,548.04
KOSTER BROS. CONSTRUCTION, INC	\$49,505.00
LAW OFFICE OF ANCEL, GLICK, DIAMOND BUSH	\$3,432.00
MARTIN & COMPANY	\$8,312.81
MCFALLS, BERGE & ASSOCIATES	\$11,950.00
MENARDS	\$12,327.11
MO-ST PLUMBING	\$5,333.22
MY REC	\$3,295.00
NAPA AUTO PARTS	\$3,072.24
NICOR GAS	\$7,581.45
NORTHEAST PRODUCTS & SERVICES	\$58,027.00
NUTOYS LEISURE PRODUCTS	\$3,123.00
NUTRIEN AG SOLUTIONS, INC	\$2,720.98
PRECISION AUTOMOTIVE	\$4,178.91
PNC EQUIPMENT FINANCE	\$4,464.13

SUMMARY STATEMENT OF CONDITION


	CORPORATE	RECREATION	FACILITY (FORMER WORKING CASH)	PARK MAINTENANCE	MUSEUM	SRA	POLICE	PAVING & LIGHTING
Receipts	\$1,039,428.46	\$432,258.72	\$108,512.22	\$383,391.32	\$261,215.11	\$86,892.85	\$52,570.30	\$9,775.44
Expenditures	\$981,758.40	\$427,680.06	\$84,135.73	\$372,108.84	\$197,192.40	\$86,765.83	\$50,964.62	\$9,470.68
Loan Proceeds	0	0	0	0	0	0	0	0
FUND BALANCES (DEFICITS)	\$57,670.06	\$4,578.66	\$24,376.49	\$11,282.48	\$64,022.71	\$127.02	\$1,605.68	\$304.76
BEGINNING OF YEAR	\$230,236	\$143,503	\$21,787	\$0.00	\$(47,757)	\$19,594	\$35,942	\$10,523
END OF YEAR	\$287,906	\$148,082	\$46,164	\$11,282.48	\$16,266	\$19,721	\$37,548	\$10,828

	INSURANCE	DEBT SERVICE	RETIREMENT	FICA/MED	CAPITAL IMPROVEMENTS	TOTAL
Receipts	\$73,547.19	\$438,079.94	\$29,326.28	\$38,884.50	\$37,448.17	\$2,991,330.50
Expenditures	\$70,465.79	\$434,225.23	\$33,991.99	\$45,637.77	\$151,581.38	\$2,945,978.72
Loan Proceeds	0	0	0	0	0	0
FUND BALANCES (DEFICITS)	\$3,081.40	\$3,854.71	\$(4,665.71)	\$(6,753.27)	\$(114,133.21)	\$45,351.78
BEGINNING OF YEAR	\$49,406	\$(36,723)	\$51,817	\$(584)	\$(15,719)	\$369,653
END OF YEAR	\$52,487	\$(32,868)	\$47,151	\$(7,337)	\$(129,852)	\$415,005


Subscribed and sworn to the 21 st day of August, 2024.



 Rodney Frey, President



 Anthony Venier, Secretary



 Keith Aurand, Vice President